

2023 EADA Survey

Institution: (149727)

User ID: E1497271

Screening Questions

Please answer these questions carefully as your responses will determine which subsequent data entry screens are appropriate for your institution.

1. How will you report Operating (Game-day) Expenses?

- ☒ By Team ☐ Per Participant

2. Select the type of varsity sports teams at your institution.

- ☒ Men's Teams
- ☒ Women's Teams
- ☒ Coed Teams

3. Do any of your teams have assistant coaches?

- ☒ Yes
- ☒ Men's Teams
- ☒ Women's Teams
- ☒ Coed Teams
- ☐ No

If you save the data on this screen, then return to the screen to make changes, note the following:

- 1) If you select an additional type of team remember to include associated data for that type of team on subsequent screens;
- 2) If you delete a type of team but have already entered associated data on other screens, all associated data for that type of team will be deleted from subsequent

screens. However, because the survey system has to recalculate the totals, you must re-save every screen.

Sports Selection - Men's, Women's and Coed Teams

Select the varsity sports teams at your institution.

Sport	Men's	Women's	Coed	Sport	Men's	Women's	Coed
Archery	<input type="checkbox"/>	<input type="checkbox"/>	<input type="checkbox"/>	Badminton	<input type="checkbox"/>	<input type="checkbox"/>	<input type="checkbox"/>
Baseball	<input checked="" type="checkbox"/>			Basketball	<input checked="" type="checkbox"/>	<input checked="" type="checkbox"/>	<input type="checkbox"/>
Beach Volleyball	<input type="checkbox"/>	<input type="checkbox"/>	<input type="checkbox"/>	Bowling	<input type="checkbox"/>	<input type="checkbox"/>	<input type="checkbox"/>
Cross Country	<input checked="" type="checkbox"/>	<input checked="" type="checkbox"/>	<input type="checkbox"/>	Diving	<input type="checkbox"/>	<input type="checkbox"/>	<input type="checkbox"/>
Equestrian	<input type="checkbox"/>	<input type="checkbox"/>	<input type="checkbox"/>	Fencing	<input type="checkbox"/>	<input type="checkbox"/>	<input type="checkbox"/>
Field Hockey		<input type="checkbox"/>		Football	<input type="checkbox"/>		
Golf	<input checked="" type="checkbox"/>	<input type="checkbox"/>	<input type="checkbox"/>	Gymnastics	<input type="checkbox"/>	<input type="checkbox"/>	<input type="checkbox"/>
Ice Hockey	<input type="checkbox"/>	<input type="checkbox"/>	<input type="checkbox"/>	Lacrosse	<input type="checkbox"/>	<input type="checkbox"/>	<input type="checkbox"/>
Rifle	<input type="checkbox"/>	<input type="checkbox"/>	<input type="checkbox"/>	Rodeo	<input type="checkbox"/>	<input type="checkbox"/>	<input type="checkbox"/>
Rowing	<input type="checkbox"/>	<input type="checkbox"/>	<input type="checkbox"/>	Sailing	<input type="checkbox"/>	<input type="checkbox"/>	<input type="checkbox"/>
Skiing	<input type="checkbox"/>	<input type="checkbox"/>	<input type="checkbox"/>	Soccer	<input checked="" type="checkbox"/>	<input checked="" type="checkbox"/>	<input type="checkbox"/>
Softball		<input checked="" type="checkbox"/>		Squash	<input type="checkbox"/>	<input type="checkbox"/>	<input type="checkbox"/>
Swimming	<input type="checkbox"/>	<input type="checkbox"/>	<input type="checkbox"/>	Swimming and Diving (combined)	<input type="checkbox"/>	<input type="checkbox"/>	<input type="checkbox"/>
Synchronized Swimming		<input type="checkbox"/>		Table Tennis	<input type="checkbox"/>	<input type="checkbox"/>	<input type="checkbox"/>
Team Handball	<input type="checkbox"/>	<input type="checkbox"/>	<input type="checkbox"/>	Tennis	<input type="checkbox"/>	<input type="checkbox"/>	<input type="checkbox"/>

Track and Field (Indoor)	<input type="checkbox"/>	<input type="checkbox"/>	<input type="checkbox"/>	Track and Field (Outdoor)	<input type="checkbox"/>	<input type="checkbox"/>	<input type="checkbox"/>
Track and Field and Cross Country (combined)	<input type="checkbox"/>	<input type="checkbox"/>	<input type="checkbox"/>	Volleyball	<input type="checkbox"/>	<input checked="" type="checkbox"/>	<input type="checkbox"/>
Water Polo	<input type="checkbox"/>	<input type="checkbox"/>	<input type="checkbox"/>	Weight Lifting	<input type="checkbox"/>	<input type="checkbox"/>	<input type="checkbox"/>
Wrestling	<input type="checkbox"/>	<input type="checkbox"/>	<input type="checkbox"/>	Other Varsity Sports (Specify sports in the caveat box.)*	<input checked="" type="checkbox"/>	<input type="checkbox"/>	<input checked="" type="checkbox"/>

Caveat (Specify Other Varsity Sports):
 *Use the caveat to list the “Other Varsity Sports” if you checked the box above. You should only include intercollegiate varsity sports in your EADA disclosures.
 *The caveat on this screen is for internal use and does not appear on the EADA Dissemination Website (public site). If you want information to appear on the public site, enter it on the Athletic Participation screen.

Esports - Male
 Cheer - Coed

- If you save the data on this screen, then return to the screen to make changes, note the following:
- 1) If you select an additional team remember to include associated data for that sport on subsequent screens;
 - 2) If you delete a sport but have already entered associated data on other screens, all associated data for that sport will be deleted from subsequent screens. However, because the survey system has to recalculate the totals, you must re-save every screen.

Athletics Participation - Men's, Women's and Coed Teams

Enter the number of participants as of the day of the first scheduled contest.

Varsity Teams	Men's Teams	Women's Teams
Baseball	34	
Basketball	17	10
Cross Country	9	4
Golf	7	
Soccer	28	20
Softball		16
Volleyball		11
Other Sports	8	
Total Participants Men's and Women's Teams	103	61

Coed Teams

Varsity Teams	# Men	# Women
Other Sports	1	16
Total Participants Coed Teams	1	16

Grand Total Participants	Men	Women
Grand Total Participants	104	77
Unduplicated Count of Participants (This is a head count. If an individual	104	71

participates on more than one team, count that individual only once on this line.)

Caveat:
(For each men's or women's team that includes opposite sex participants, specify the number of male and the number of female students on that team in this caveat box. This does not apply for coed teams. Additionally, provide any other clarifying information here.)

If you save the data on this screen, then return to the screen to make changes, please note you must re-save every screen because the survey system has to recalculate the totals.

Head Coaches - Men's Teams

For each men's team, indicate whether the head coach is male or female, was assigned to the team on a full-time or part-time basis, and whether the coach was employed by the institution on a full-time basis or on a part-time or volunteer basis, by entering a 1 in the appropriate field.
The Swimming and Diving (combined) fields allow up to 2 head coaches. The Track and Field and Cross Country (combined) fields allow up to 3.

Male Head Coaches

Female Head Coaches

Varsity Teams	Assigned to Team on a Full-Time Basis	Assigned to Team on a Part-Time Basis	Full-Time Institution Employee	Part-Time Institution Employee or Volunteer	Assigned to Team on a Full-Time Basis	Assigned to Team on a Part-Time Basis	Full-Time Institution Employee	Part-Time Institution Employee or Volunteer	Total Head Coaches
Baseball	<input type="text"/>	<input type="text" value="1"/>	<input type="text"/>	<input type="text" value="1"/>	<input type="text"/>	<input type="text"/>	<input type="text"/>	<input type="text"/>	<input type="text" value="1"/>
Basketball	<input type="text"/>	<input type="text" value="1"/>	<input type="text"/>	<input type="text" value="1"/>	<input type="text"/>	<input type="text"/>	<input type="text"/>	<input type="text"/>	<input type="text" value="1"/>
Cross Country	<input type="text"/>	<input type="text" value="1"/>	<input type="text"/>	<input type="text" value="1"/>	<input type="text"/>	<input type="text"/>	<input type="text"/>	<input type="text"/>	<input type="text" value="1"/>

Golf	<input type="text"/>	<input type="text" value="1"/>	<input type="text"/>	<input type="text" value="1"/>	<input type="text"/>	<input type="text"/>	<input type="text"/>	<input type="text"/>	<input type="text" value="1"/>
Soccer	<input type="text"/>	<input type="text" value="1"/>	<input type="text"/>	<input type="text" value="1"/>	<input type="text"/>	<input type="text"/>	<input type="text"/>	<input type="text"/>	<input type="text" value="1"/>
Other Sports	<input type="text"/>	<input type="text" value="1"/>	<input type="text"/>	<input type="text" value="1"/>	<input type="text"/>	<input type="text"/>	<input type="text"/>	<input type="text"/>	<input type="text" value="1"/>
Coaching Position Totals	<input type="text" value="0"/>	<input type="text" value="6"/>	<input type="text" value="0"/>	<input type="text" value="6"/>	<input type="text" value="0"/>	<input type="text" value="0"/>	<input type="text" value="0"/>	<input type="text" value="0"/>	<input type="text" value="6"/>

CAVEAT

Head Coaches - Women's Teams

For each women's team, indicate whether the head coach is male or female, was assigned to the team on a full-time or part-time basis, and whether the coach was employed by the institution on a full-time basis or on a part-time or volunteer basis, by entering a 1 in the appropriate field.

The Swimming and Diving (combined) fields allow up to 2 head coaches. The Track and Field and Cross Country (combined) fields allow up to 3.

Male Head Coaches

Female Head Coaches

Varsity Teams	Assigned to Team on a Full- Time Basis	Assigned to Team on a Part- Time Basis	Full- Time Institution Employee	Part- Time Institution Employee or Volunteer	Assigned to Team on a Full- Time Basis	Assigned to Team on a Part- Time Basis	Full- Time Institution Employee	Part- Time Institution Employee or Volunteer	Total Head Coaches
Basketball	<input type="text"/>	<input type="text" value="1"/>	<input type="text"/>	<input type="text" value="1"/>	<input type="text"/>	<input type="text"/>	<input type="text"/>	<input type="text"/>	<input type="text" value="1"/>
Cross Country	<input type="text"/>	<input type="text" value="1"/>	<input type="text"/>	<input type="text" value="1"/>	<input type="text"/>	<input type="text"/>	<input type="text"/>	<input type="text"/>	<input type="text" value="1"/>

Soccer	<input type="text"/>	<input type="text" value="1"/>	<input type="text"/>	<input type="text" value="1"/>	<input type="text"/>	<input type="text"/>	<input type="text"/>	<input type="text"/>	<input type="text" value="1"/>
Softball	<input type="text"/>	<input type="text" value="1"/>	<input type="text"/>	<input type="text" value="1"/>	<input type="text"/>	<input type="text"/>	<input type="text"/>	<input type="text"/>	<input type="text" value="1"/>
Volleyball	<input type="text"/>	<input type="text"/>	<input type="text"/>	<input type="text"/>	<input type="text"/>	<input type="text" value="1"/>	<input type="text"/>	<input type="text" value="1"/>	<input type="text" value="1"/>
Coaching Position Totals	<input type="text" value="0"/>	<input type="text" value="4"/>	<input type="text" value="0"/>	<input type="text" value="4"/>	<input type="text" value="0"/>	<input type="text" value="1"/>	<input type="text" value="0"/>	<input type="text" value="1"/>	<input type="text" value="5"/>

CAVEAT

Head Coaches - Coed Teams

For each coed team, indicate whether the head coach is male or female, was assigned to the team on a full-time or part-time basis, and whether the coach was employed by the institution on a full-time basis or on a part-time or volunteer basis, by entering a 1 in the appropriate field.

The Swimming and Diving (combined) fields allow up to 2 head coaches. The Track and Field and Cross Country (combined) fields allow up to 3.

Male Head Coaches

Female Head Coaches

Varsity Teams	Assigned to Team on a Full- Time Basis	Assigned to Team on a Part- Time Basis	Full- Time Institution Employee	Part- Time Institution Employee or Volunteer	Assigned to Team on a Full- Time Basis	Assigned to Team on a Part- Time Basis	Full- Time Institution Employee	Part- Time Institution Employee or Volunteer	Total Head Coaches
Other Sports	<input type="text"/>	<input type="text"/>	<input type="text"/>	<input type="text"/>	<input type="text"/>	<input type="text" value="1"/>	<input type="text"/>	<input type="text" value="1"/>	<input type="text" value="1"/>
Coaching Position Totals	<input type="text" value="0"/>	<input type="text" value="0"/>	<input type="text" value="0"/>	<input type="text" value="0"/>	<input type="text" value="0"/>	<input type="text" value="1"/>	<input type="text" value="0"/>	<input type="text" value="1"/>	<input type="text" value="1"/>

CAVEAT

Head Coaches' Salaries - Men's, Women's and Coed Teams

Enter only salaries and bonuses that your institution pays head coaches as compensation for coaching. Do not include benefits on this screen.
Do not include volunteer coaches in calculating the average salary and the Full-Time Equivalent (FTE) Total.
For help calculating the FTE total click on the Instructions link on this screen.

	Men's Teams	Women's Teams	Coed Teams
Average Annual Institutional Salary per Head Coaching Position (for coaching duties only)	10,446	10,913	8,112
Number of Head Coaching Positions Used to Calculate the Average	6	5	1
Number of Volunteer Head Coaching Positions (Do not include these coaches in your salary or FTE calculations.)			
Average Annual Institutional Salary per Full-time equivalent (FTE)	37,985	31,540	35,270
Sum of Full-Time Equivalent (FTE) Positions Used to Calculate the Average	1.65	1.73	0.23

CAVEAT

Assistant Coaches - Men's Teams

For each men's team, indicate whether the assistant coach is male or female, was assigned to the team on a full-time or part-time basis, and whether the coach was employed by the institution on a full-time basis or on a part-time or volunteer basis, by entering a 1 in the appropriate field.

	Male Assistant Coaches				Female Assistant Coaches				
Varsity Teams	Assigned to Team on a Full-Time Basis	Assigned to Team on a Part-Time Basis	Full-Time Institution Employee	Part-Time Institution Employee or Volunteer	Assigned to Team on a Full-Time Basis	Assigned to Team on a Part-Time Basis	Full-Time Institution Employee	Part-Time Institution Employee or Volunteer	Total Assistant Coaches
Baseball	<input type="text"/>	<input type="text" value="1"/>	<input type="text"/>	<input type="text" value="1"/>	<input type="text"/>	<input type="text"/>	<input type="text"/>	<input type="text"/>	<input type="text" value="1"/>
Basketball	<input type="text"/>	<input type="text" value="1"/>	<input type="text"/>	<input type="text" value="1"/>	<input type="text"/>	<input type="text"/>	<input type="text"/>	<input type="text"/>	<input type="text" value="1"/>
Cross Country	<input type="text"/>	<input type="text" value="1"/>	<input type="text"/>	<input type="text" value="1"/>	<input type="text"/>	<input type="text"/>	<input type="text"/>	<input type="text"/>	<input type="text" value="1"/>
Golf	<input type="text"/>	<input type="text"/>	<input type="text"/>	<input type="text"/>	<input type="text"/>	<input type="text"/>	<input type="text"/>	<input type="text"/>	<input type="text" value="0"/>
Soccer	<input type="text"/>	<input type="text" value="1"/>	<input type="text"/>	<input type="text" value="1"/>	<input type="text"/>	<input type="text"/>	<input type="text"/>	<input type="text"/>	<input type="text" value="1"/>
Other Sports	<input type="text"/>	<input type="text" value="1"/>	<input type="text"/>	<input type="text" value="1"/>	<input type="text"/>	<input type="text"/>	<input type="text"/>	<input type="text"/>	<input type="text" value="1"/>
Coaching Position Totals	<input type="text" value="0"/>	<input type="text" value="5"/>	<input type="text" value="0"/>	<input type="text" value="5"/>	<input type="text" value="0"/>	<input type="text" value="0"/>	<input type="text" value="0"/>	<input type="text" value="0"/>	<input type="text" value="5"/>

CAVEAT

Assistant Coaches - Women's Teams

For each women's team, indicate whether the assistant coach is male or female, was assigned to the team on a full-time or part-time basis, and whether the coach was employed by the institution on a full-time basis or on a part-time or volunteer basis, by entering a 1 in the appropriate field.

Male Assistant Coaches					Female Assistant Coaches				Total Assistant Coaches
Varsity Teams	Assigned to Team on a Full-Time Basis	Assigned to Team on a Part-Time Basis	Full-Time Institution Employee	Part-Time Institution Employee or Volunteer	Assigned to Team on a Full-Time Basis	Assigned to Team on a Part-Time Basis	Full-Time Institution Employee	Part-Time Institution Employee or Volunteer	
Basketball						1		1	1
Cross Country		1		1					1
Soccer						1		1	1
Softball						1		1	1
Volleyball		1		1					1
Coaching Position Totals	0	2	0	2	0	3	0	3	5

CAVEAT

Assistant Coaches - Coed Teams

For each coed team, indicate whether the assistant coach is male or female, was assigned to the team on a full-time or part-time basis, and whether the coach was employed by the institution on a full-time basis or on a part-time or volunteer basis, by entering a 1 in the appropriate field.

	Male Assistant Coaches				Female Assistant Coaches				
Varsity Teams	Assigned to Team on a Full-Time Basis	Assigned to Team on a Part-Time Basis	Full-Time Institution Employee	Part-Time Institution Employee or Volunteer	Assigned to Team on a Full-Time Basis	Assigned to Team on a Part-Time Basis	Full-Time Institution Employee	Part-Time Institution Employee or Volunteer	Total Assistant Coaches
Other Sports	<input type="text"/>	<input type="text"/>	<input type="text"/>	<input type="text"/>	<input type="text"/>	<input type="text" value="1"/>	<input type="text"/>	<input type="text" value="1"/>	<input type="text" value="1"/>
Coaching Position Totals	<input type="text" value="0"/>	<input type="text" value="0"/>	<input type="text" value="0"/>	<input type="text" value="0"/>	<input type="text" value="0"/>	<input type="text" value="1"/>	<input type="text" value="0"/>	<input type="text" value="1"/>	<input type="text" value="1"/>

CAVEAT

Assistant Coaches' Salaries - Men's, Women's and Coed Teams

Enter only salaries and bonuses that your institution pays assistant coaches as compensation for coaching. Do not include benefits on this screen.
Do not include volunteer coaches in calculating the average salary and the Full-Time Equivalent (FTE) Total.
For help calculating the FTE total click on the Instructions link on this screen.

	Men's Teams	Women's Teams	Coed Teams
Average Annual Institutional Salary per Assistant Coaching Position	<input type="text" value="5,408"/>	<input type="text" value="5,408"/>	<input type="text" value="3,245"/>

(for coaching duties only)

Number of Assistant Coaching Positions Used to Calculate the Average	5	5	1
Number of Volunteer Assistant Coaching Positions (Do not include these coaches in your salary or FTE calculations.)			
Average Annual Institutional Salary per Full-time equivalent (FTE)	33,800	29,391	27,042
Sum of Full-Time Equivalent (FTE) Positions Used to Calculate the Average	0.80	0.92	0.12

CAVEAT

Athletically Related Student Aid - Men's, Women's and Coed Teams

Athletically related student aid is any scholarship, grant, or other form of financial assistance, offered by an institution, the terms of which require the recipient to participate in a program of intercollegiate athletics at the institution. Other student aid, of which a student-athlete simply happens to be the recipient, is not athletically related student aid. If you do not have any aid to report, enter a 0.

	Men's Teams	Women's Teams	Coed Teams	Total
Amount of Aid	78,036	89,521	3,108	170,665
Ratio (percent)	46	52	2	100%

CAVEAT

Recruiting Expenses - Men's, Women's and Coed Teams

Recruiting expenses are all expenses an institution incurs attributable to recruiting activities. This includes, but is not limited to, expenses for lodging, meals, telephone use, and transportation (including vehicles used for recruiting purposes) for both recruits and personnel engaged in recruiting, and other expenses for official and unofficial visits, and all other expenses related to recruiting. If you do not have any recruiting expenses to report, enter a 0.

	Men's Teams	Women's Teams	Coed Teams	Total
Total	<div>0</div>	<div>0</div>	<div>0</div>	<div>0</div>

CAVEAT

Operating (Game-Day) Expenses - Men's, Women's and Coed Teams by Team

Operating expenses are all expenses an institution incurs attributable to home, away, and neutral-site intercollegiate athletic contests (commonly known as "game-day expenses"), for (A) Lodging, meals, transportation, uniforms, and equipment for coaches, team members, support staff (including, but not limited to team managers and trainers), and others; and (B) Officials.

For a sport with a men's team and a women's team that have a combined budget, click [here](#) for special instructions. Report actual numbers, not budgeted or estimated numbers. Please do not round beyond the next dollar.

Men's Teams				Women's Teams			Total Operating Expenses
Varsity Teams	Participants	Operating Expenses per Participant	By Team	Participants	Operating Expenses per Participant	By Team	

Basketball	17	2,468	41,959	10	3,620	36,195	78,154
Baseball	34	1,520	51,668				51,668
Cross Country	9	606	5,452	4	606	2,423	7,875 ✓
Golf	7	1,204	8,427				8,427
Soccer	28	1,673	46,842	20	2,003	40,055	86,897
Softball				16	4,840	77,447	77,447
Volleyball				11	1,526	16,791	16,791
Other Sports	8	3,461	27,688				27,688
Total Operating Expenses Men's and Women's Teams	103		182,036	61		172,911	354,947

Coed Teams

Men

Women

Varsity Teams	Participants	Operating Expenses per Participant	By Team	Participants	Operating Expenses per Participant	By Team	Total Operating Expenses
Other Sports	1	396	396	16	396	6,329	6,725
Total Operating	1		396	16		6,329	6,725

Grand Total Operating Expenses

Grand Total
Operating
Expenses

104

182,432

77

179,240

361,672

CAVEAT

Note: This screen is for game-day expenses only.

Total Expenses - Men's, Women's and Coed Teams

Enter all expenses attributable to intercollegiate athletic activities. This includes appearance guarantees and options, athletically related student aid, contract services, equipment, fundraising activities, operating expenses, promotional activities, recruiting expenses, salaries and benefits, supplies, travel, and any other expenses attributable to intercollegiate athletic activities.

Report actual numbers, not budgeted or estimated numbers. Please do not round beyond the next dollar.

Varsity Teams	Men's Teams	Women's Teams	Total
Basketball	92,021	73,089	165,110
Baseball	74,381		74,381
Cross Country	20,634	14,437	35,071
Golf	22,539		22,539
Soccer	91,154	83,367	174,521

Softball		129,041	129,041
Volleyball		44,103	44,103
Other Sports	49,060		49,060
Total Expenses of all Sports, Except Football and Basketball,Combined (Men's and Women's Teams)	257,768	270,948	528,716
Total Expenses Men's and Women's Teams	349,789	344,037	693,826

Coed Teams

Varsity Teams	Amount Allocated to Men	Amount Allocated to Women	Total
Other Sports	1,246	19,944	21,190
Total Expenses Coed Teams	1,246	19,944	21,190

Grand Total Expenses

Total Expenses Men's, Women's and Coed Teams	351,035	363,981	715,016
Not Allocated by Gender/Sport (Expenses not attributable to a particular sport or sports)			822,219 ✓
Grand Total Expenses			1,537,235

CAVEAT

The amount is attributed to the Athletic Department and not one specific sport.

Total Revenues - Men's, Women's and Coed Teams

Your total revenues must cover your total expenses.

Enter all revenues attributable to intercollegiate athletic activities. This includes revenues from appearance guarantees and options, an athletic conference, tournament or bowl games, concessions, contributions from alumni and others, institutional support, program advertising and sales, radio and television, royalties, signage and other sponsorships, sport camps, state or other government support, student activity fees, ticket and luxury box sales, and any other revenues attributable to intercollegiate athletic activities.

Report actual numbers, not budgeted or estimated numbers. Please do not round beyond the next dollar.


Varsity Team	Men's Teams	Women's Teams	Total
Basketball	92,021	73,089	165,110
Baseball	74,381		74,381
Cross Country	20,634	14,437	35,071
Golf	22,539		22,539
Soccer	91,154	83,367	174,521
Softball		129,041	129,041
Volleyball		44,103	44,103
Other Sports	49,060		49,060
Total Revenues of all Sports, Except Football and Basketball, Combined (Men's and Women's Teams)	257,768	270,948	528,716

Total Revenues Men's and Women's Teams	349,789	344,037	693,826
--	---------	---------	---------

Coed Teams

Varsity Team	Amount Allocated to Men	Amount Allocated to Women	Total
Other Sports	1,246	19,944	21,190
Total Revenues Coed Teams	1,246	19,944	21,190

Grand Total Revenues

Total Revenues Men's, Women's and Coed Teams	351,035	363,981	715,016
Not Allocated by Gender/Sport (Revenues not attributable to a particular sport or sports)			822,219 
Grand Total Revenues for all Teams (includes by team and not allocated by gender/sport)			1,537,235



CAVEAT

The colleges funds all expenses of the Athletic Department. No funds are raised.

Summary - Men's, Women's and Coed Teams

Your Grand Total Revenues must be equal to or greater than your Grand Total Expenses or you will not be able to lock your survey.

Men's Teams	Women's Teams	Coed Teams	Total
-------------	---------------	------------	-------

1	<u>Total of Head Coaches' Salaries</u>	62,676	54,565	8,112	125,353
2	<u>Total of Assistant Coaches' Salaries</u>	27,040	27,040	3,245	57,325
3	<u>Total Salaries (Lines 1+2).</u>	89,716	81,605	11,357	182,678
4	<u>Athletically Related Student Aid</u>	78,036	89,521	3,108	170,665
5	<u>Recruiting Expenses</u>	0	0	0	0
6	<u>Operating (Game-Day) Expenses</u>	182,036	172,911	6,725	361,672
7	<u>Summary of Subset Expenses (Lines 3+4+5+6).</u>	349,788	344,037	21,190	715,015
8	<u>Total Expenses for Teams</u>	349,789	344,037	21,190	715,016
9	<u>Total Expenses for Teams Minus Subset Expenses (Line 8 – Line 7).</u>	1			1
10	<u>Not Allocated Expenses</u>				822,219
11	<u>Grand Total Expenses (Lines 8+10).</u>				1,537,235
12	<u>Total Revenues for Teams</u>	349,789	344,037	21,190	715,016
13	<u>Not Allocated Revenues</u>				822,219
14	<u>Grand Total Revenues (Lines 12+13).</u>				1,537,235

15	<u>Total Revenues for Teams minus Total Expenses for Teams (Line 12-Line 8).</u>	0	0	0	0
16	<u>Grand Total Revenues Minus Grand Total Expenses (Line 14- Line 11).</u>				0

To return to a data entry screen, click on the link in the [Navigation Menu](#).
 To proceed to the Supplemental Information screen, click on the link in the [Navigation Menu](#) or click on the "Next" button on this screen.

Supplemental Information (optional)

This screen may be used to help the reader better understand the data you have provided, or to help a prospective student-athlete make an informed choice of an athletics program.
This information will be viewable on the EADA public website. Please do not include the names of individuals or write messages to the help desk.
To explain specific data entered on a previous screen, please use the caveat box on that screen.